REV	ZONE	DESCRIPTION	DRAWN	APPRVD	DATE

DWG. NO. MTW30

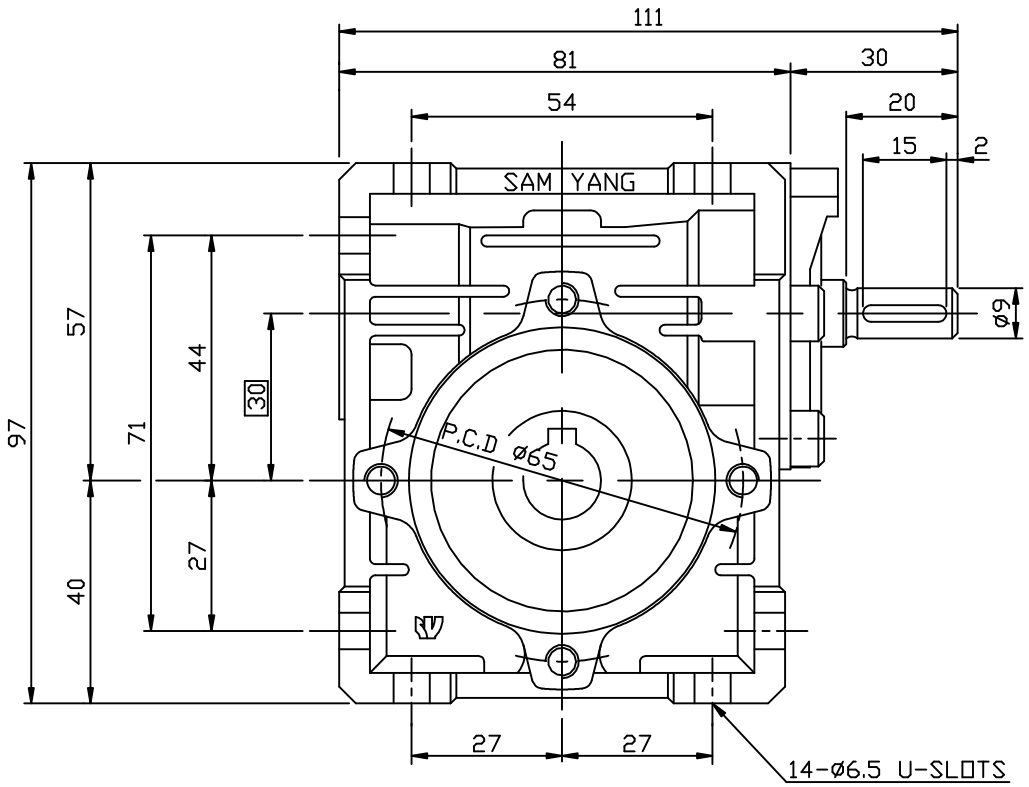

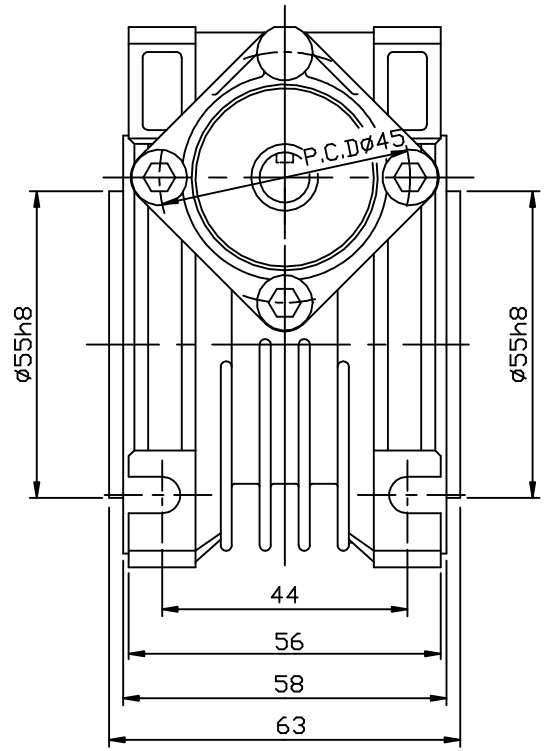

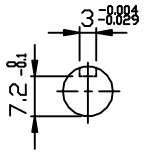

INPUT

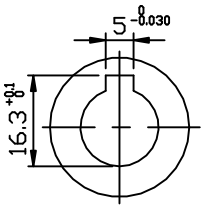

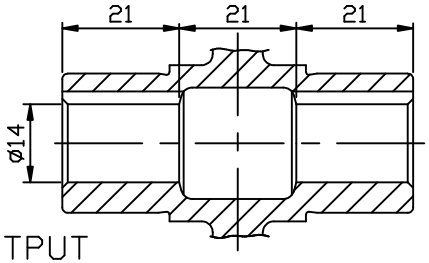

OUTPUT

M5*0.8
M6* 1
M8*1.25
M10*1.5
M12*1.75
M16* 2
M18*2.5
M20*2.5
M22*2.5
M24*3

NO	PART NO.	DESCRIPTION	Q'TY	MATERIAL

본 도면은 (주)삼양감속기의 기술 자산입니다. 본 도면은 지정 제작을 위해 보관이 허용되어 활용됩니다.
(주)삼양감속기로부터 문서에 의한 승인 없이는 본 도면의 전부 또는 일부를 복사 또는 배껴가나, 타인에게 누설할 수 없습니다.

	NAME	DATE	SCALE	TITLE	SHEET
DESIGN			1/1	OUTLINE DWG	1/1
CHECK				MTW30(MIGHTY WORM)	
APPROV					

SAMYANG REDUCTION GEARS CO., LTD

DWG SIZE	DWG. NO.	REV
A3	MTW30	