| REV | ZONE | DESCRIPTIONS | DRAWN | APPRVD | DATE |
|---|---|---|---|---|---|
| | | | | | |
| | | | | | |

DWG. NO.

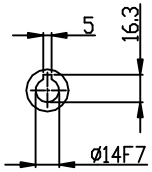


INPUT SHAFT

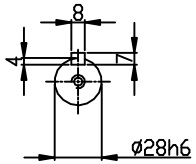


OUTPUT SHAFT

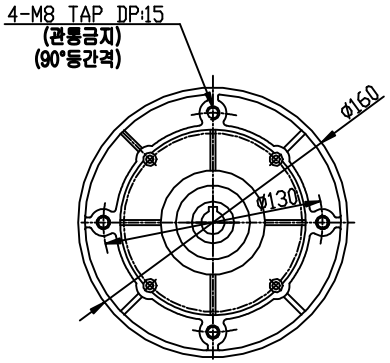


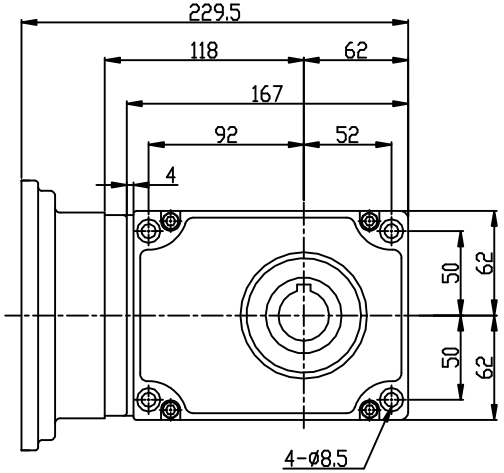


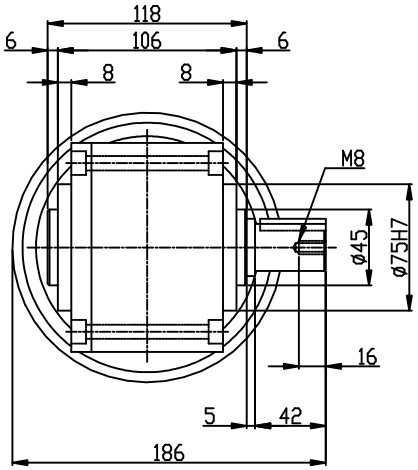


| |
|---|
| M5*0.8 |
| M6* 1 |
| M8*1.25 |
| M10*1.5 |
| M12*1.75 |
| M16* 2 |
| M18*2.5 |
| M20*2.5 |
| M22*2.5 |
| M24*3 |

| 표기외 일반 공차 | |
|---|---|
| 각도 : ±0.2° | 6 - 30 :±0.1 |
| CHAMFER: C1.0 | 30 - 120:±0.15 |
| FILLET: R1.0 | 120 - 315 :±0.2 |
| 마무리: ▽▽ | 315 -1000 :±0.3 |
| | 1000 이상 :±0.5 |

본 도면은 (주)삼양감속기의 기술 자산입니다. 본 도면은 자료 제공과 관련 업무에 의하여 보관되며, (주)삼양감속기로부터 문서에 의한 승인 없이 본 도면의 전부 또는 일부를 복사 또는 베끼거나, 타인에게 제시할 수 없습니다.

| | NAME | DATE |
|---|---|---|
| DESIGNED | | |
| CHECKED | | |
| APPROVED | | |

SAMYANG
REDUCTION GEARS CO., LTD

SCALE 1/1

DWG SIZE A4

TITLE
HYPO MAX 중실축
0.4 kW 1/15 ~ 1/60

DWG. NO.
HM30 외형도(IEC)

SHEET 1/1

REV