| REV | ZONE | DESCRIPTIONS | DRWN | APPVD |
|---|---|---|---|---|
| | | | | |

DWG. NO.

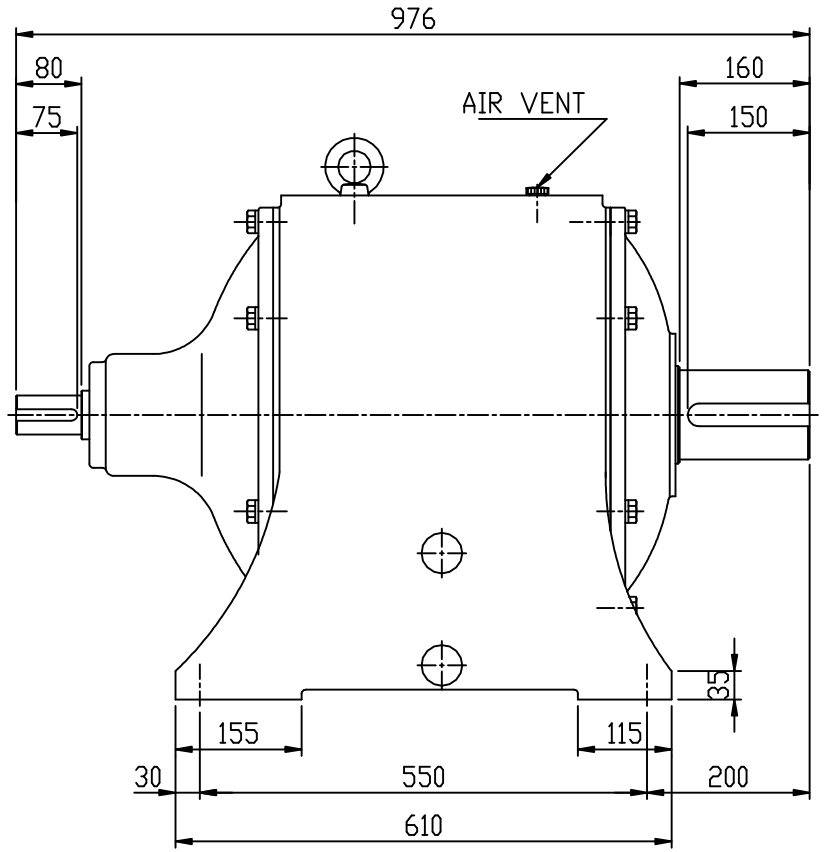


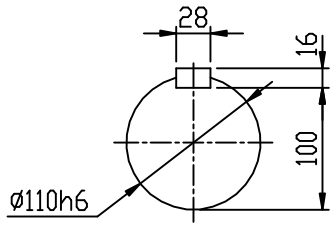


OUTPUT SHAFT

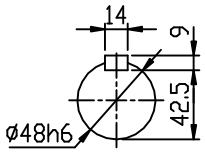


INPUT SHAFT

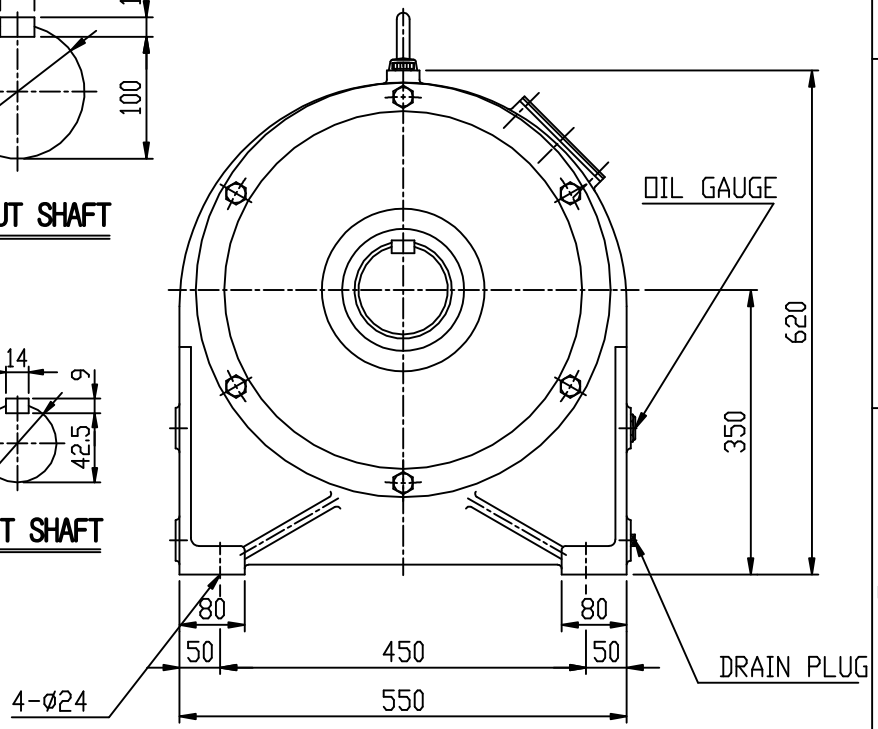


| NO | PART NUMBER | DESCRIPTIONS | Q'TY | MATERIAL |
|---|---|---|---|---|
| | | | | |

| 표기외 표준 가공 및 공차 | |
|---|---|
| 각도: ±0.5° | 6 - 30 : ±0.1 |
| CHAMFER: C1.0 | 30 - 120 : ±0.15 |
| FILLET: R1.0 | 120 - 315 : ±0.2 |
| 마무리: ▽▽ | 315- 1000 : ±0.3 |
| 열처리:HRC | 1000 이상 : ±0.5 |

본 도면은 (주)삼양감속기의 기술 자산입니다. 본 도면은 지적 재산권 관련 SAMYANG의 허가 없이 SY(주)[illegible] 본 도면의 전부 또는 일부를 복사

| | NAME | DATE |
|---|---|---|
| DESIGNED | 김 영남 | 00.10.26 |
| CHECKED | | |
| APPROVED | | |

SAMYANG
REDUCTION GEARS CO., LTD

SCALE 1/9

DWG SIZE A4

TITLE C175 SL 3 STAGE
11KW 6P i=1/90

DWG. NO. SL3350-15K

SHEET /

REV