REV	ZONE	DESCRIPTIONS	DRWN	APPVD

DWG. NO.

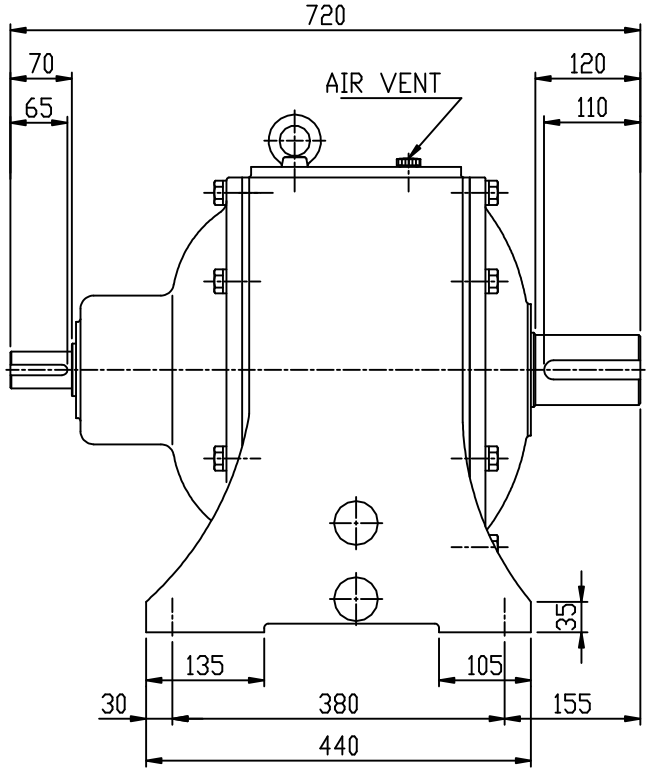

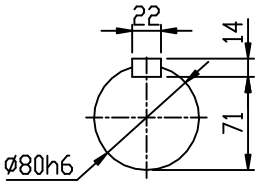

OUTPUT SHAFT

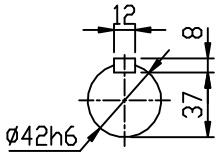

INPUT SHAFT

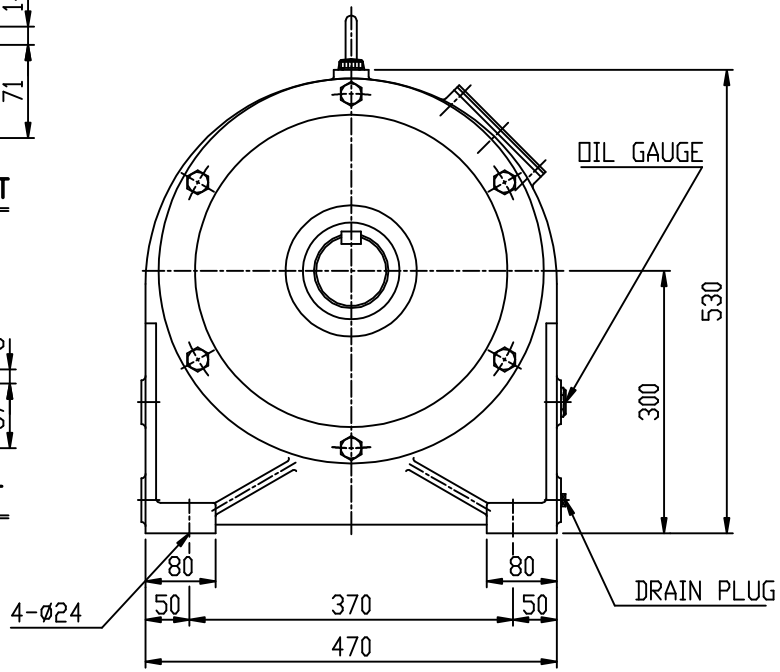

NO	PART NUMBER	DESCRIPTIONS	Q'TY	MATERIAL

표기외 표준 가공 및 공차	
각도: ±0.5°	6 - 30 :±0.1
CHAMFER: C1.0	30 - 120 :±0.15
FILLET: R1.0	120 - 315 :±0.2
마무리: ▽▽	315- 1000 :±0.3
열처리:HRC	1000 이상 :±0.5

본 도면은 (주)삼양감속기의 기술 자산입니다. 본 도면은 지적 재산권 관련 법규에 의하여 보호되며, 당사의 사전 승인 없이는 본 도면의 전부 또는 일부를 복사 또는 배

	NAME	DATE
DESIGNED	김 영남	00.10.26
CHECKED		
APPROVED		

SCALE 1/8

TITLE SY.SUPER MAX-GEARLINE
C150 SL 2 STAGE
15KW 4P i=1/10~1/30

SAMYANG
REDUCTION GEARS CO., LTD

DWG SIZE A4

DWG. NO. SL2300-15K

SHEET /

REV