REV	ZONE	DESCRIPTIONS	DRWN	APPVD

DWG. NO.

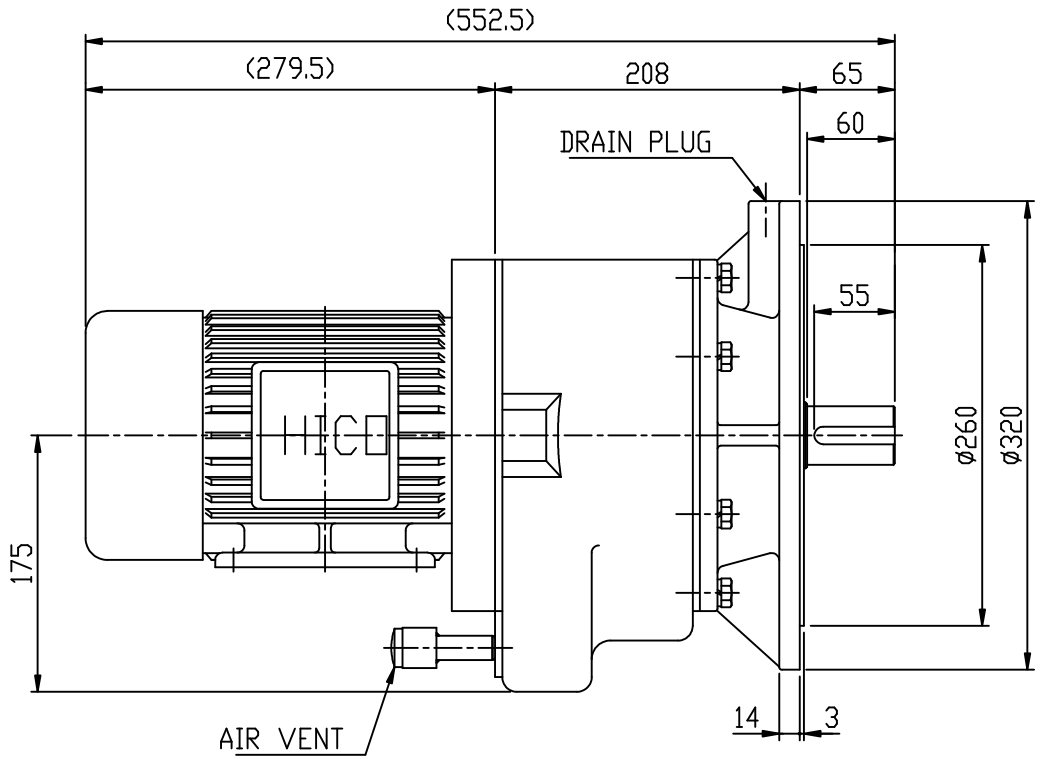

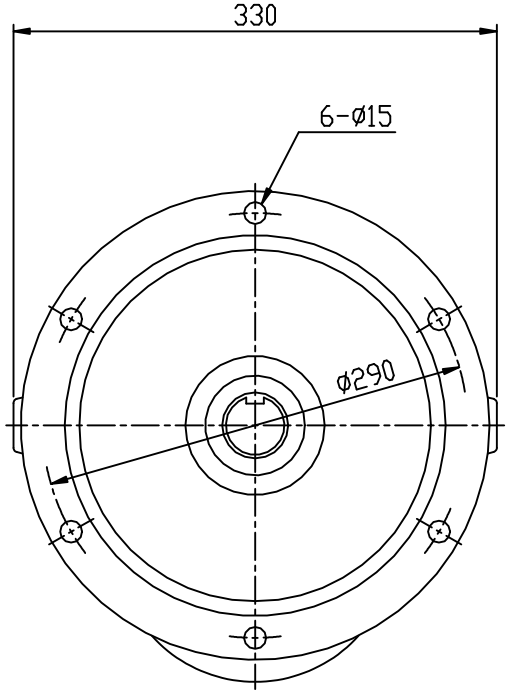

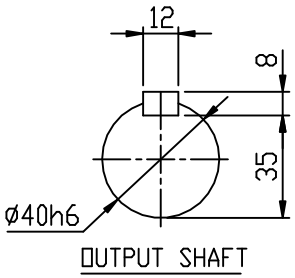

NO	PART NUMBER	DESCRIPTIONS	Q'TY	MATERIAL

본 도면은 (주)삼양감속기의 기술자산으로 법률 및 영업비밀 지적 재산권 관련 법규에 의하여 보호되며, (주)삼양감속기로부터 문서에 연락 없이 이 도면의 전부 또는 일부를 복사 또는 베끼거나, 타인에게

	NAME	DATE
DESIGNED	김 영남	00.10.16
CHECKED		
APPROVED		

각도: ±0.5°	6 – 30 :±0.1
CHAMFER: C1.0	30 – 120 :±0.15
FILLET: R1.0	120 – 315 :±0.2
마무리: ▽▽	315– 1000 :±0.3
열처리:HRC	1000 이상 :±0.5

SAMYANG
REDUCTION GEARS CO., LTD

SCALE 1/5

DWG SIZE A4

SYSTEM MAK-OUT LINE
C80 VT 2 STAGE
1.5KW 4P i = 1/5 ~ 1/30

DWG. NO. SV2165-1K

REV /