| DWG. NO. | DWB225e |
|---|---|

| REV | ZONE | DESCRIPTIONS | DRAWN | APPRVD | DATE |
|---|---|---|---|---|---|
| | | | | | |

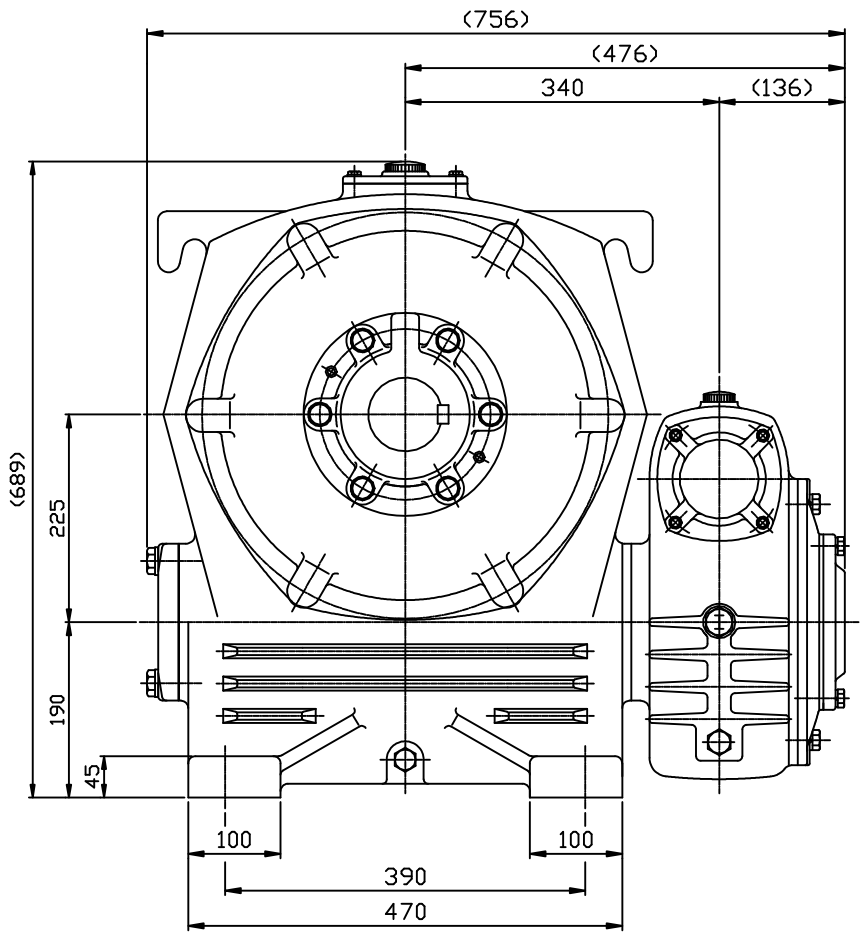


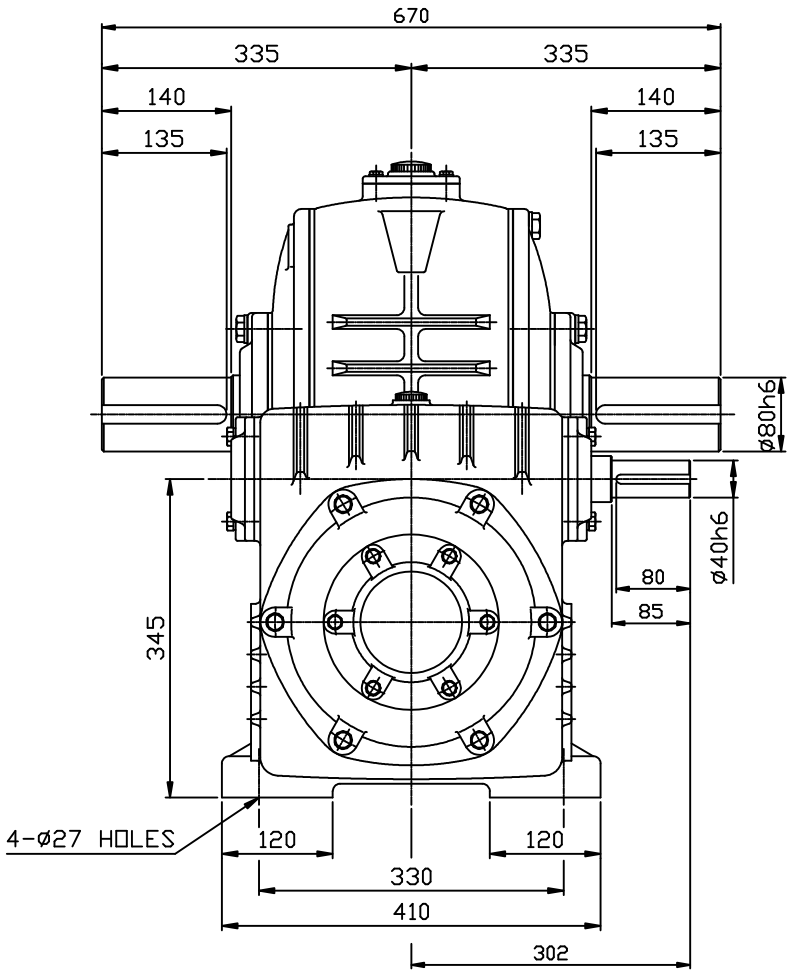


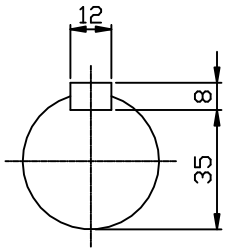


INPUT SHAFT

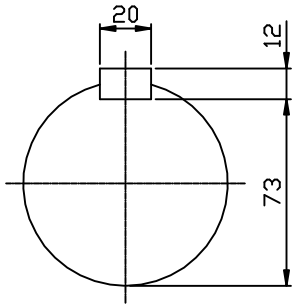


OUTPUT SHAFT

| |
|---|
| M5*0.8 |
| M6* 1 |
| M8*1.25 |
| M10*1.5 |
| M12*1.75 |
| M16* 2 |
| M18*2.5 |
| M20*2.5 |
| M22*2.5 |
| M24*3 |

* ( )안의 치수는 변경될 수 있음.

| NO | PART NUMBER | DESCRIPTIONS | QTY | MATERIAL |
|---|---|---|---|---|
| | | | | |

본 도면은 (주)삼양감속기의 기술 자산입니다. 본 도면은 지적 재산권 관련 법규에 의하여 보호되며, (주)삼양감속기로부터 문서에 의한 승인 없이는 본 도면의 전부 또는 일부를 복사 또는 베끼거나, 타인에게 누설할 수 없습니다.

| | NAME | DATE |
|---|---|---|
| DESIGNED | | |
| CHECKED | | |
| APPROVED | | |

SAMYANG
REDUCTION GEARS CO., LTD

SCALE 1/1

DWG SIZE A3

TITLE OUTLINE DWG.
MAX21 WORM REDUCER DWB225
i=1/200~1/900 E-TYPE

DWG. NO. DWB225_e

SHEET 1/1

REV