REV	ZONE	DESCRIPTION	DRAWN	APPRVD	DATE

DWG. NO.

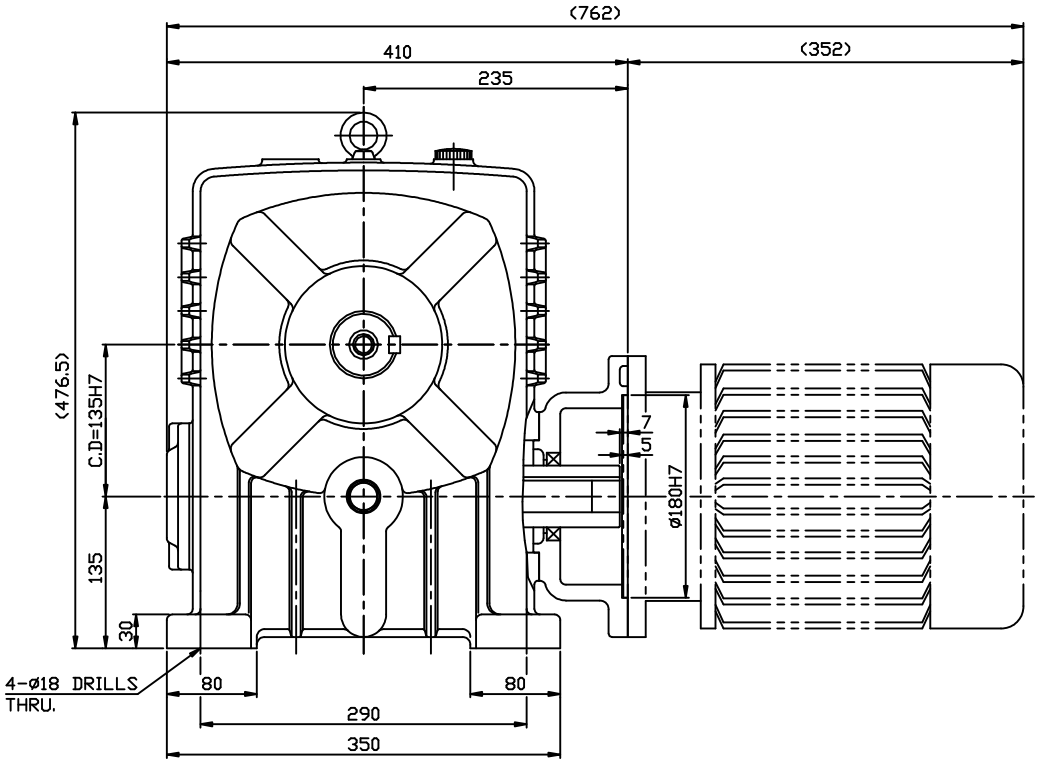

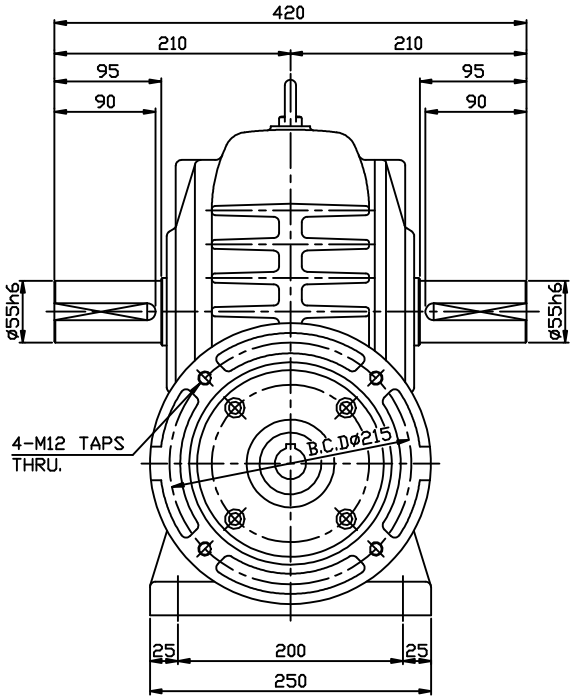

M5*0.8
M6* 1
M8*1.25
M10*1.5
M12*1.75
M16* 2
M18*2.5
M20*2.5
M22*2.5
M24*3

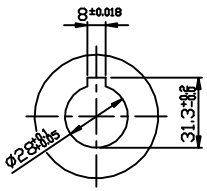

INPUT SHAFT

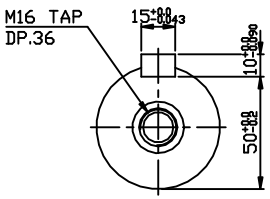

OUTPUT SHAFT

표기의 일반 공차

본 도면은 (주)삼양감속기의 기술 자산입니다. 본 도면은 지적 재산권 관련 법규에 의하여 보호되어, (주)삼양감속기로부터 문서에 의한 승인 없이는 본 도면의 전부 또는 일부를 다른 사람에게 보이거나, 타인에게 누설할 수 없습니다.

각도 : ±0.2.	6 – 30 :±0.1
CHAMFER : C 1.0	30 – 120:±0.15
FILLET : R 1.0	120 – 315 :±0.2
마무리 : ▽▽	315 –1000 :±0.3
	1000 이상 :±0.5

	DATE	NAME
DRAWN		
CHECK		
APPROV		

SAMYANG
REDUCTION GEARS CO., LTD

NO	PART NO.	DESCRIPTION	Q'TY	MATERIAL

SCALE 1/5

TITLE OUTLINE DWG.
MAX21 WORM REDUCER WBM135
5HP i=1/40~1/60 B-TYPE

SHEET 1/1

DWG SIZE A3

DWG. NO. WBM135_5B

REV