REV	ZONE	DESCRIPTION	DRAWN	APPRVD	DATE

DWG. NO.

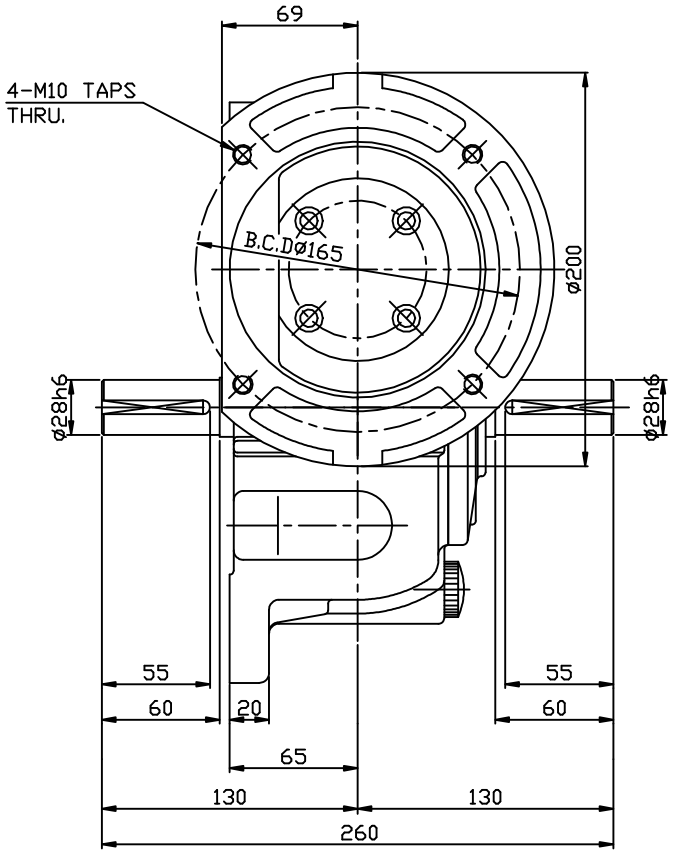

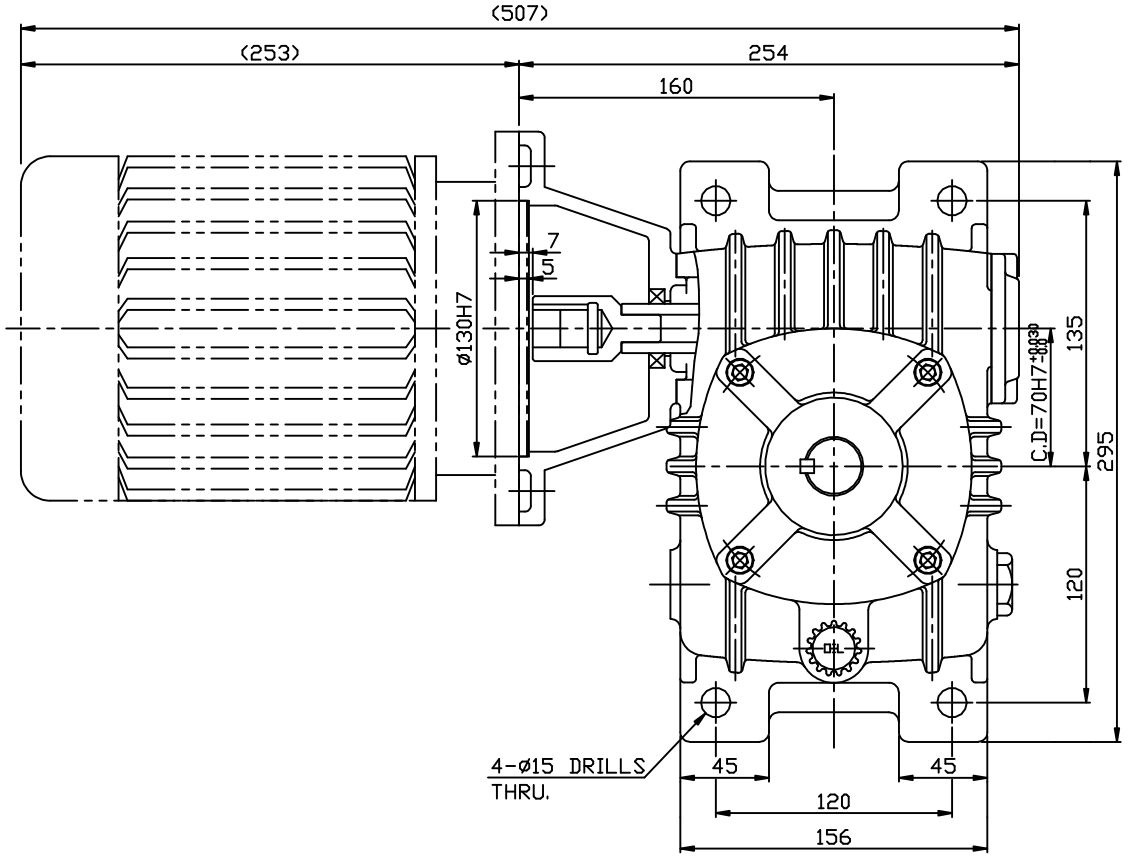

M5*0.8
M6* 1
M8*1.25
M10*1.5
M12*1.75
M16* 2
M18*2.5
M20*2.5
M22*2.5
M24*3

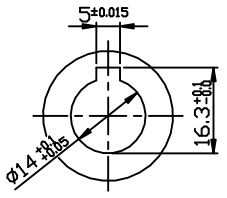

INPUT SHAFT

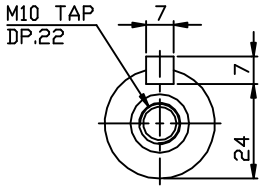

OUTPUT SHAFT

NO	PART NO.	DESCRIPTION	Q'TY	MATERIAL

표기의 일반 공차	
각도 : ±0.2.	6 – 30 :±0.1
CHAMFER : C 1.0	30 – 120:±0.15
FILLET : R 1.0	120 – 315 :±0.2
마무리 : ▽▽	315 –1000 :±0.3
	1000 이상 :±0.5

본 도면은 (주)삼양감속기의 기술 자산입니다. 본 도면은 저작 재산권 관련 법규에 의하여 보호되며, (주)삼양감속기로부터 문서에 의한 승인 없이는 본 도면의 전부 또는 일부를 복사하거나 베끼거나, 타인에게 누설할 수 없습니다.

	DATE	NAME
DRAWN		
CHECK		
APPROV		

SAMYANG
REDUCTION GEARS CO., LTD

SCALE 1/3

TITLE
OUTLINE DWG.
MAX21 WORM REDUCER WVM70
1HP i=1/10~1/40 F-TYPE

SHEET 1/1

DWG SIZE A3

DWG. NO.
WVM70-1F

REV