| REV | ZONE | DESCRIPTION | DRAWN | APPRVD | DATE |
|---|---|---|---|---|---|
| | | | | | |
| | | | | | |
| | | | | | |

DWG. NO.

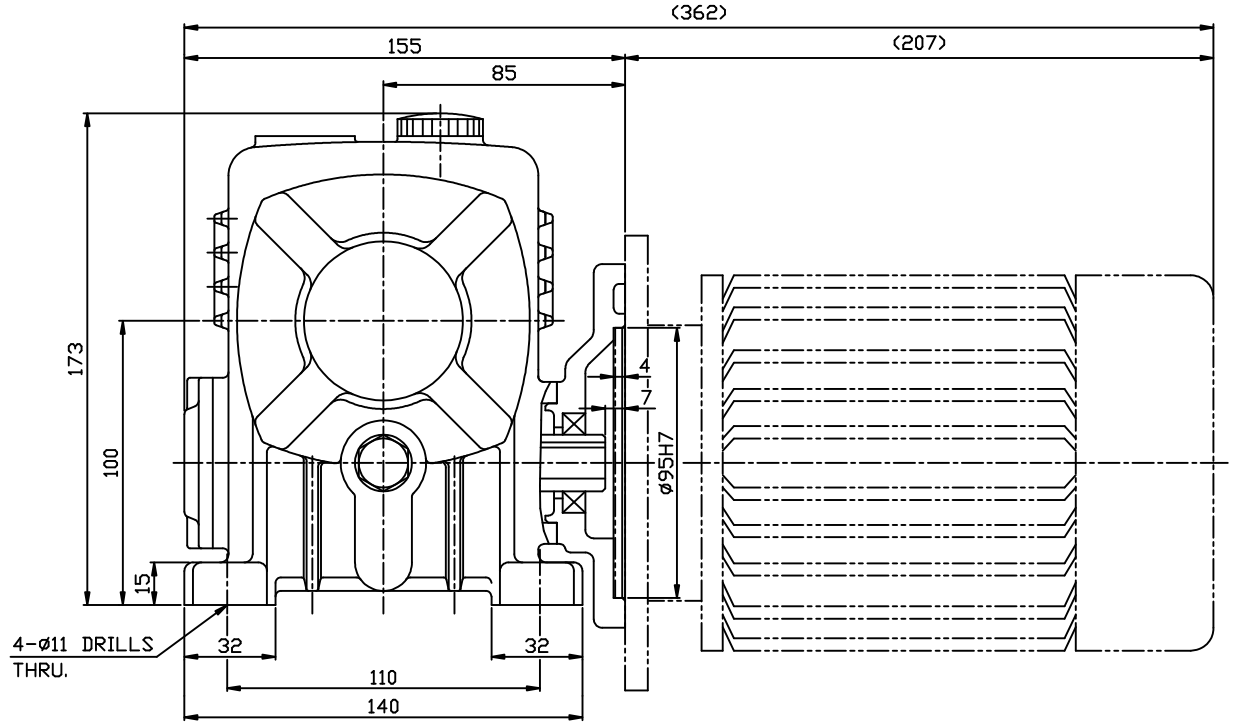


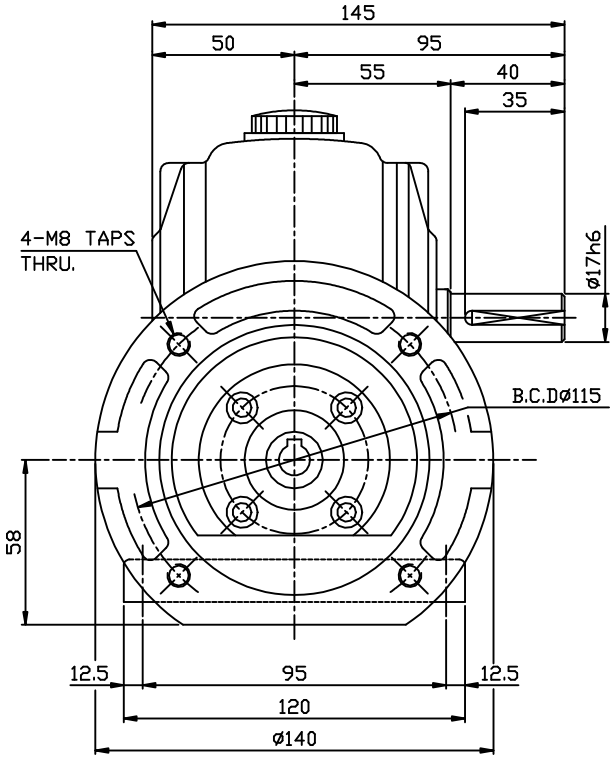


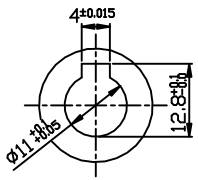


INPUT SHAFT

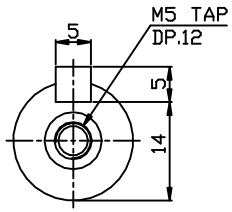


OUTPUT SHAFT

| |
|---|
| M5*0.8 |
| M6* 1 |
| M8*1.25 |
| M10*1.5 |
| M12*1.75 |
| M16* 2 |
| M18*2.5 |
| M20*2.5 |
| M22*2.5 |
| M24*3 |

본 도면은 (주)삼양감속기의 기술 자산입니다. 본 도면은 지적 재산권 관련 법규에 의하여 보호되며,
(주)삼양감속기로부터 문서에 의한 승인 없이는 본 도면의 전부 또는 일부를 제3자에게 내보이거나, 타인에게 누설할 수 없습니다.

| 표기의 일반 공차 | |
|---|---|
| 각도 : ±0.2. | 6 – 30 :±0.1 |
| CHAMFER : C 1.0 | 30 – 120:±0.15 |
| FILLET : R 1.0 | 120 – 315 :±0.2 |
| 마무리 : ▽▽ | 315 –1000 :±0.3 |
| | 1000 이상 :±0.5 |

| NO | PART NO. | DESCRIPTION | Q'TY | MATERIAL |
|---|---|---|---|---|
| | | | | |

| | DATE | NAME |
|---|---|---|
| CHECK | | |
| APPROV | | |

SAMYANG
REDUCTION GEARS CO., LTD.

SCALE 1/2

TITLE OUTLINE DWG.
MAX21 WORM REDUCER WBM50
1/4HP i=1/10~1/60 A-TYPE

SHEET 1/1

DWG SIZE A3

DWG. NO. WBM50_02A

REV