REV	ZONE	DESCRIPTIONS	DRAWN	APPRVD	DATE

DWG. NO. WB250

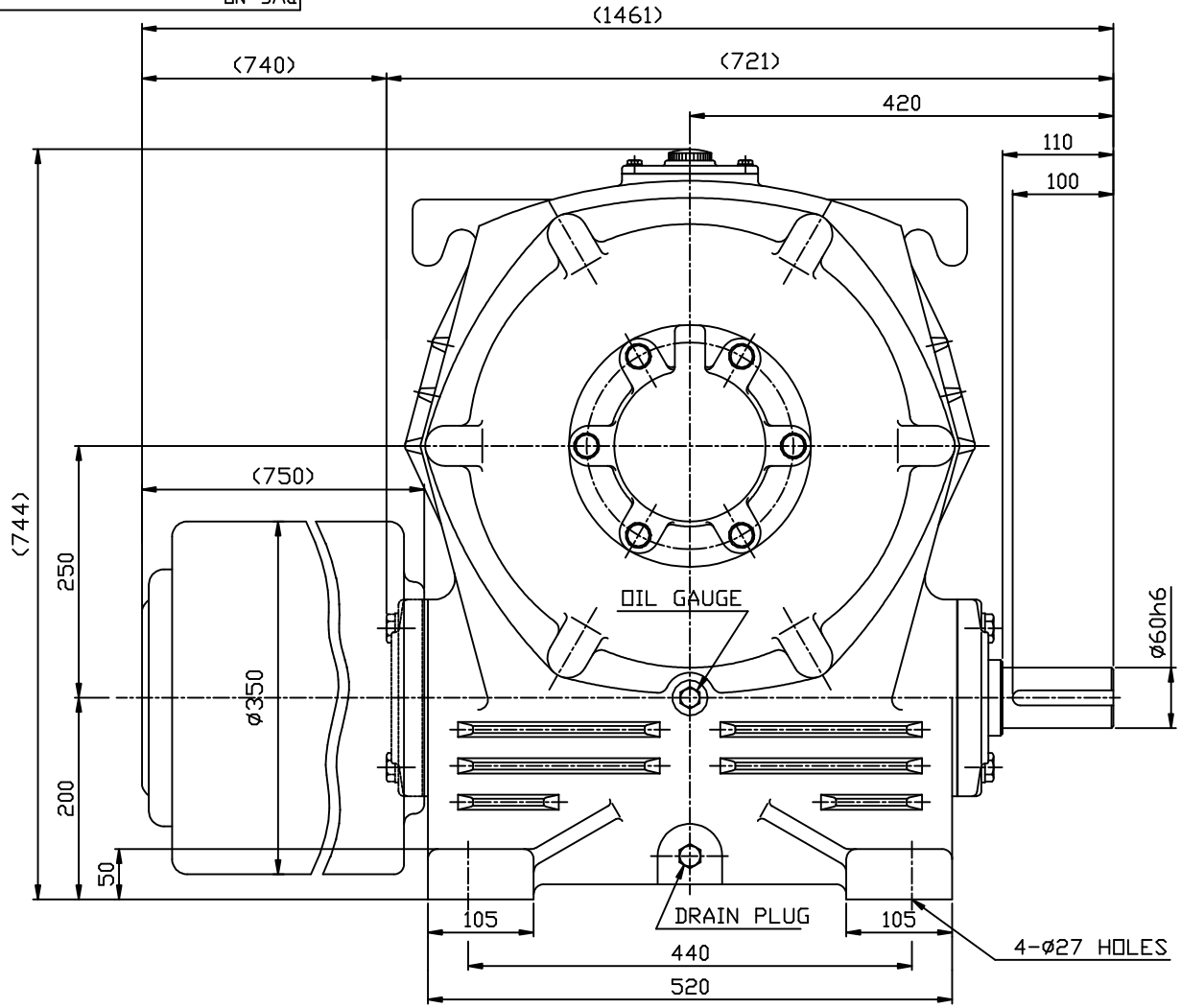

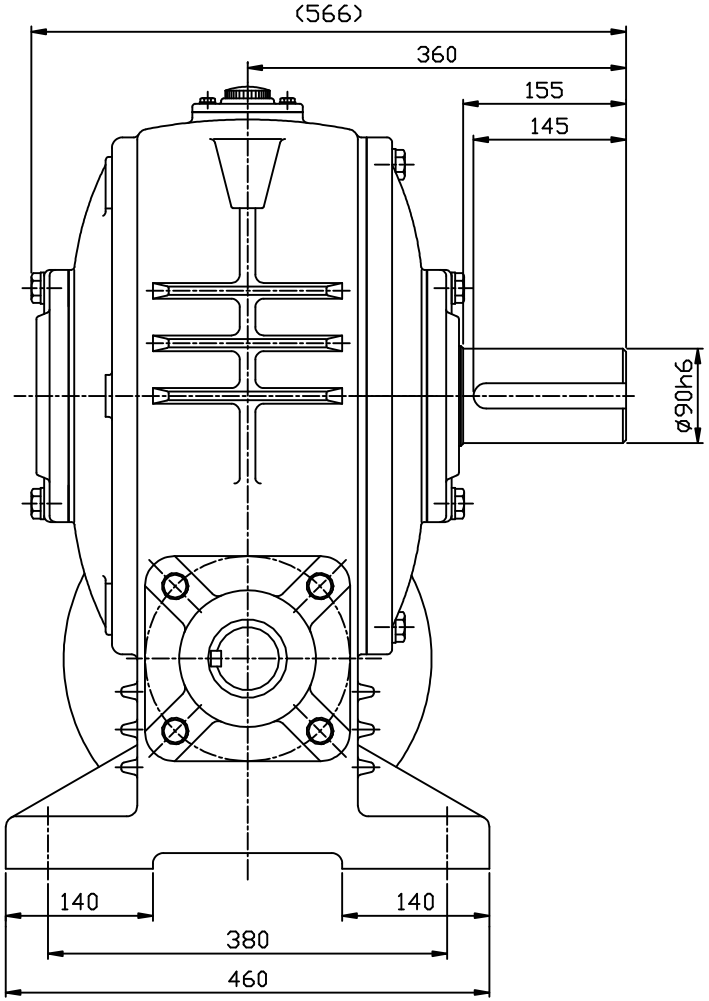

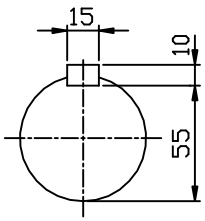

INPUT SHAFT

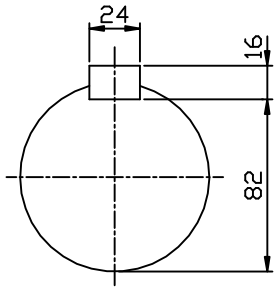

OUTPUT SHAFT

M5*0.8
M6* 1
M8*1.25
M10*1.5
M12*1.75
M16* 2
M18*2.5
M20*2.5
M22*2.5
M24*3

* ( )안의 치수는 변경될수 있음.

NO	PART NUMBER	DESCRIPTIONS	QTY	MATERIAL

본 도면은 (주)삼양감속기의 기술 자산입니다. 본 도면은 지적 재산권 관련 법규에 의하여 보호되며, (주)삼양감속기로부터 문서에 의한 승인 없이는 본 도면의 전부 또는 일부를 복사 또는 베끼거나, 타인에게 누설할 수 없습니다.

	NAME	DATE
DESIGNED		
CHECKED		
APPROVED		

SAMYANG REDUCTION GEARS CO., LTD

SCALE 1/1

DWG SIZE A3

TITLE OUTLINE DWG.

MAX21 WORM REDUCER WB250
i=1/10~1/60 A-TYPE

DWG. NO. WB250_FC

SHEET 1/1

REV