REV	ZONE	DESCRIPTIONS	DRAWN	APPRVD	DATE

DWG. NO.

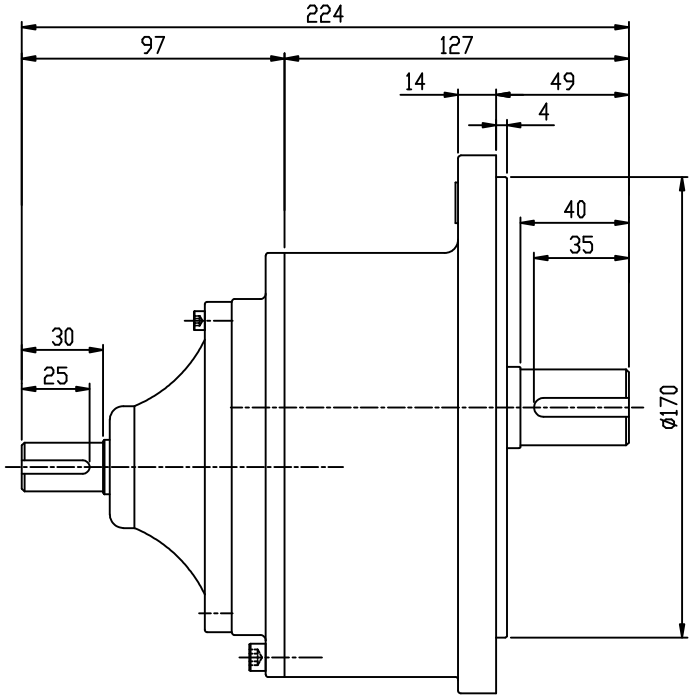

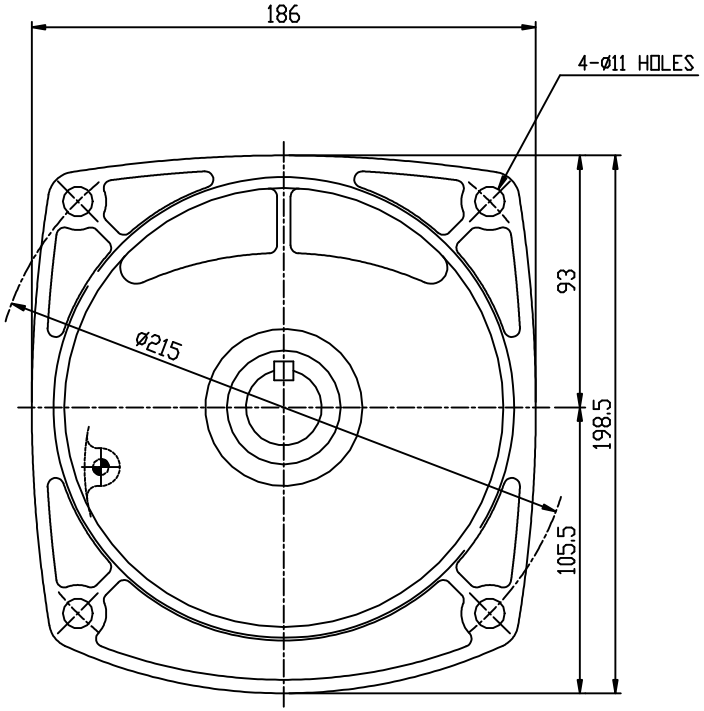

M5*0.8
M6* 1
M8*1.25
M10*1.5
M12*1.75
M16* 2
M18*2.5
M20*2.5
M22*2.5
M24*3

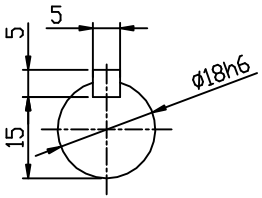

INPUT SHAFT

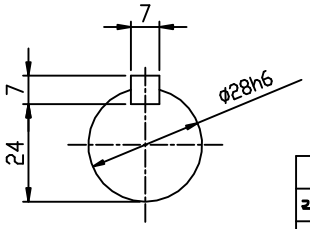

OUTPUT SHAFT

표기외 일반 공차	
각도 : ±0.2°	6 – 30 :±0.1
CHAMFER: C1.0	30 – 120:±0.15
FILLET: R1.0	120 – 315 :±0.2
마무리: ▽▽	315 –1000 :±0.3
	1000 이상 :±0.5

본 도면은 (주)삼양감속기의 기술 자산입니다. 본 도면은 지적 재산권 관련 법규에 의하여 보호되며,
(주)삼양감속기로부터 문서에 의한 사전 승인 없이 본 도면의 전부 또는 일부를 복사 또는 베끼거나, 타인에게 누설할 수 없습니다.

	NAME	DATE
DRAWN	김영수	07.06.01
CHECKED	한창식	08.04.30
APPROVED		

SAMYANG
REDUCTION GEARS CO., LTD

NO	PART NUMBER	DESCRIPTIONS	QTY	MATERIAL

SCALE 1/2

TITLE MAX GEARED MOTOR M2-105
OUTLINE
0.4KW 1/40~1/75 (L/P)

SHEET 1/1

DWG SIZE A3

DWG. NO. M2105VT04075L

REV

50mm