REV	ZONE	DESCRIPTIONS	DRAWN	APPRVD	DATE

DWG. NO.

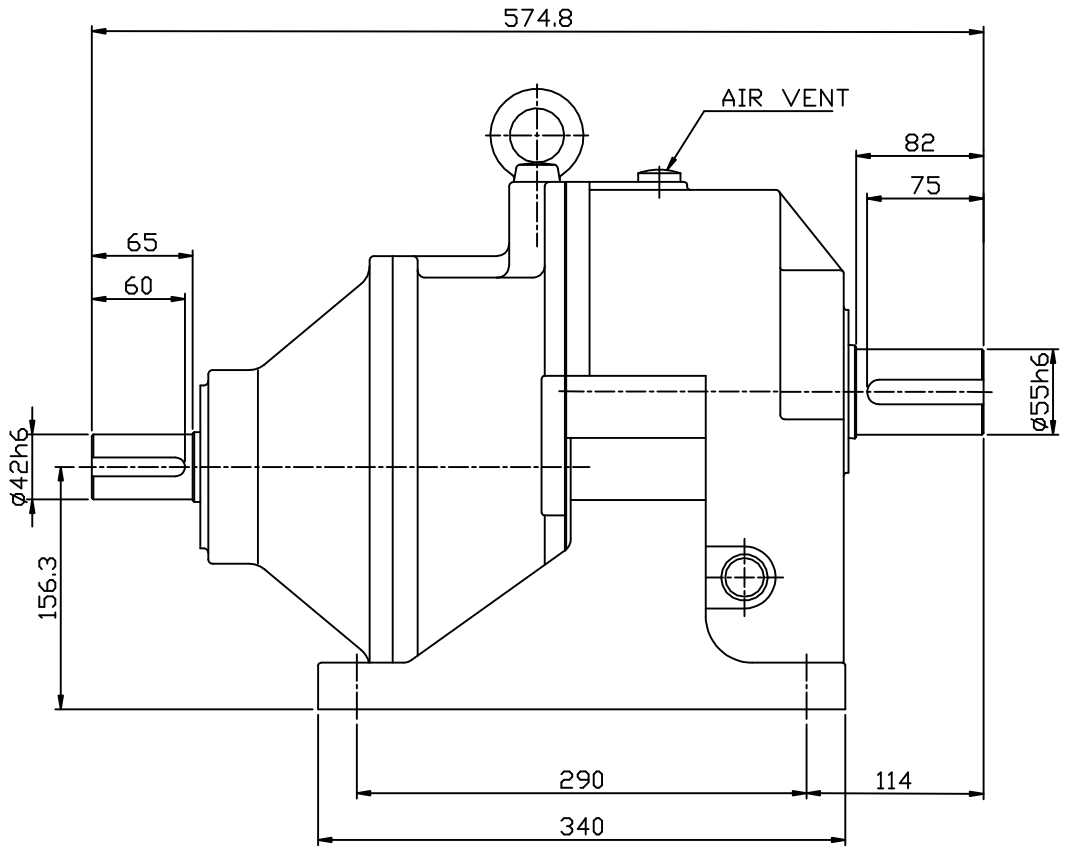

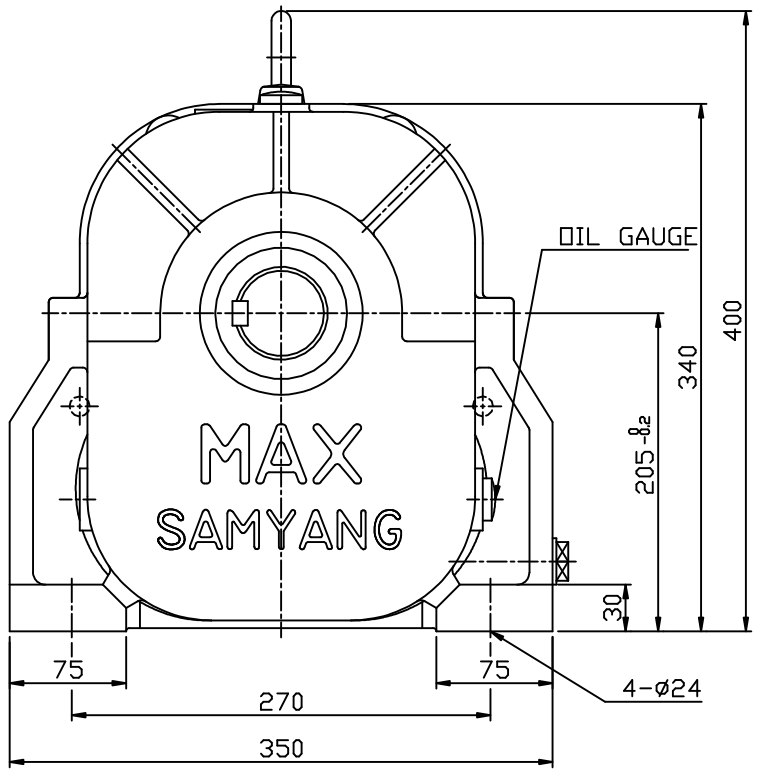

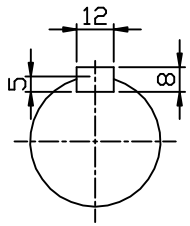

INPUT SHAFT

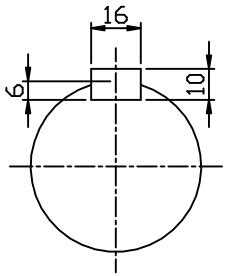

OUTPUT SHAFT

M5*0.8
M6* 1
M8*1.25
M10*1.5
M12*1.75
M16* 2
M18*2.5
M20*2.5
M22*2.5
M24*3

표기외 일반 공차	
각도 : ±0.2°	6 – 30 :±0.1
CHAMFER: C1.0	30 – 120:±0.15
FILLET: R1.0	120 – 315 :±0.2
마무리: ▽▽	315 –1000 :±0.3
	1000 이상 :±0.5

본 도면은 (주)삼양감속기의 기술 자산입니다. 본 도면은 자료 제공과 관련 업무에 국한하여 보관되며,
(주)삼양감속기로부터 문서에 의한 허락 없이는 영업면의 목적으로 일부를 복사 또는 베끼거나, 타인에게 누설할 수 없습니다.

	NAME	DATE
DESIGNED		
CHECKED		
APPROVED		

SAMYANG
REDUCTION GEARS CO., LTD

NO	PART NUMBER	DESCRIPTIONS	QTY	MATERIAL

SCALE 1/3.5

TITLE MAX GEARED MOTOR L205
11KW 4P 1/5~1/10

SHEET 1/1

DWG SIZE A3

DWG. NO. L205-110-A

REV

50mm